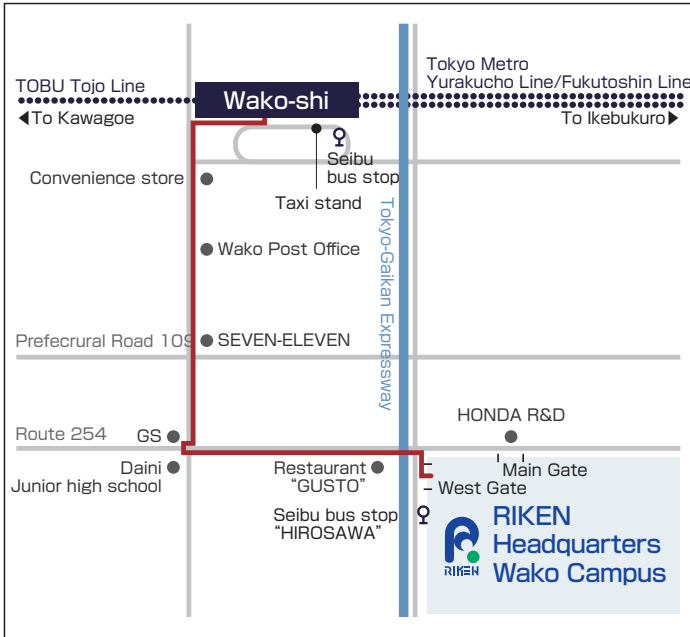


# Access to Headquarters and Wako Campus

## From Wako-shi Station to RIKEN



Walk	the institute is about a <b>15</b> minute walk from the Station
Bus	approx. <b>10</b> minutes ( Bus #39 bound for Oizumigakuen )
Taxi	approx. <b>10</b> minutes

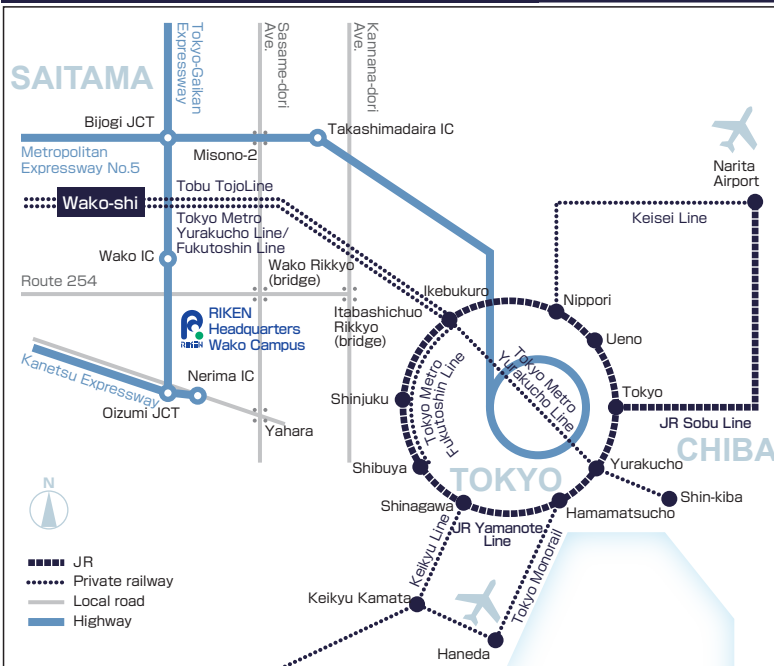
## From Ikebukuro Station to RIKEN



**Train**  
(From Ikebukuro Station to Wako-shi Station)

Ikebukuro Station >> Wako-shi Station	
Tobu Tojo Line	Express and Semi Express (approx. 12 minutes)
Tokyo Metro Yurakucho Line	Local (approx. 19 minutes)
Tokyo Metro Fukutoshin Line	Express (approx. 14 minutes)

## From Airport to RIKEN



**Airport Bus**  
(From Narita Airport/Haneda Airport to Wako-shi Station)

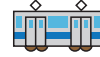
Narita Airport >> Wako-shi	
Service route	Keisei / Seibu Bus [Narita Airport -Wako-shi/Tokorozawa Station] (approx. 120min.)
Departure points at Narita Airport	Terminal 1: Bus stop 7 at arrival floor Terminal 2: Bus stop 11 at arrival floor
Departure points at Wako-shi Station	"SAVAS Sports Club" near the south exit of Wako-shi station.

Haneda Airport >> Wako-shi Station	
Service route	Airport Limousine (Airport Transport Service) [Haneda Airport -Wako-shi/Shakujikoen] (approx. 55 minutes-approx. 95 minutes.)
Departure points at Haneda Airport	Terminal 1: Bus stop 5 at arrival floor Terminal 2: Bus stop 5 at arrival floor
Departure points at Wako-shi Station	"SAVAS Sports Club" near the south exit of Wako-shi station.



**Train**  
(From Narita Airport/Haneda Airport to Wako-shi Station)

Narita Airport >> Wako-shi Station		
Narita Airport: Airport Terminal 2 - Nippori Station	KEISEI ELECTRIC RAILWAY [Skyliner] (approx. 40 minutes)	JR Narita Express (approx. 90 minutes)
Nippori Station - Ikebukuro Station	JR Yamanote Line (approx. 12 minutes)	
Ikebukuro Station - Wako-shi Station	Tobu Tojo Line / Express and Semi Express (approx. 12 minutes)	



Haneda Airport >> Wako-shi Station	
Haneda Airport - Shinagawa Station	Keikyu Lines (approx. 16 minutes)
Shinagawa Station - Ikebukuro Station	JR Yamanote Line (approx. 26 minutes)
Ikebukuro Station - Wako-shi Station	Tobu Tojo Line / Express and Semi Express (approx. 12 minutes)

## Important Reminder

The Tokyo Metro subway system offers through trains to Kawagoe-shi station on the TOBU Tojo line, and Hanno station on the SEIBU Ikebukuro line. Please make sure to take a train leaving for Wako-shi & TOBU tojo line.

